



Falls Road Primary Independent Public School



2021 ANNUAL REPORT

Principal's Report

Even with the challenge of COVID, 2021 has been another wonderful year with achievements across a variety of areas and some notable highlights.

This is due to a combination of inputs, including the wonderful contribution of staff, the efforts of the students and the fantastic engaged partnership with our parents and the broader school community in developing and implementing a range of innovative and successful initiatives.

This report provides a summary of the progress of the Business Plan for 2020 - 2022. It encapsulates the information provided to the Board at the end of 2021 on our progress in relation to the Targets. It also presents highlights of the school year as a snapshot of the school's learning environment. Details of performance in a range of programs are provided including data collected from school tests.

Our focus on Explicit Teaching and the development of a comprehensive English Scope and Sequence and associated documents have supported a strong improvement in student learning.

This was recognised in the Certificate of Academic Excellence presented to Falls Road Primary in 2021 and cosigned by the Minister of Education and the Director General of Education.

Falls Road is an excellent school that continues to provide a wide variety of opportunities so that all students, staff and community members can "Challenge the Present and Create the Future".

We look forward to working together to continue to make education at Falls Road Primary IPS a rewarding experience for your child.

David Ingle
PRINCIPAL

Our Mission Statement

To provide students with a positive educational environment that facilitates, supports and extends all facets of a student's development.

Celebrating Achievements

Achievement of Students:

Parents are informed of their child's academic, social and physical progress, the development of their creative skills and abilities and their emotional development using a variety of methods. These include communications through class parent information meetings, individual parent meetings, Parent Open Nights, whole school reporting to parents where the school closes for a half day in mid-term one, learning journeys, portfolios, parent videos and semester based summative reports.

Our NAPLAN results were impressive and we received a Certificate "Recognition of Academic Excellence 2021" from the Minister of Education and the Director General.

Arts:

This program is a strong feature of our school with all children in Years 1 - 6 having time allocated to spend with Mrs Perkins in Visual Arts. Wonderful artwork is displayed in an exhibition on Parent Open Night with every student having 2 to 3 pieces displayed and can also be seen displayed in classrooms and Administration. The creative and visually stunning work is regularly commented on by visitors to the school. Excellent outcomes are also being achieved by the children.

Students continue to achieve great outcomes in Music and this is thanks to the dedication and enthusiastic teaching program run by Ms Johnston.

Physical Education and Sport:

Students are involved in a range of sporting activities through in-school activities and in interschool competitions. The Physical Education program in Year 1 – Year 4 focuses on the development of Fundamental Movement Skills while the Year 5 and Year 6 program focuses on applying these skills specifically to different sports such as Cricket, T-ball, Hockey, Basketball, Netball and Soccer.

Students are also provided with the opportunity to participate in a variety of interschool competitions across a range of sports and year levels. These activities and competitions have provided a range of highlights throughout the year.

Parents & Citizens:

This is an extremely active and effective group. Regular meetings are well attended and P&C contributions are well planned and generous. The P&C is an integral part of the school and is held in very high regard by the community.

Volunteer Helpers:

Parents support class activities, carnivals, special days, fundraising, Quiz Night and Moonlight Markets. Mentors assist the students' academic, practical and social interaction skills in conjunction with the teachers. This level of support is greatly appreciated by everyone at the school.

Literacy Pro:

In 2021 Literacy Pro continued to be funded by the P&C. The program built on the wonderful start in 2016 and it has provided students with an opportunity to independently monitor their reading progress. The purchase of 700 books by the P&C added to the range of books at the school which were also on the Literacy Pro list. We now have over 4,000 books and this resource is definitely promoting and encouraging immersion in independent student reading. With students having the option to choose their own texts, they are taking a greater interest in their reading and they are reading more for enjoyment.

Whilst assessment is not the focus, teachers and parents have the option to monitor student progress in the reading program through online reviews of the books they read on a periodic basis. Students also have the option to increase their Lexile reading score by completing comprehension tests as their understandings develop.

The school and P&C have committed to continue to resource the program by purchasing 200 additional books each year.

Transition Program:

Transitions are organised from Kindergarten to Pre Primary, Pre Primary to Year 1 and Year 6 to High School to assist students to move confidently into their next year of school. These transitions are very well planned and ensure that student engagement is maintained at a high level. Both our local Senior High Schools work very closely with us to ensure that the move to High School is successful and as stress free as possible.

Year 6 Camp:

Due to COVID, the Year 6 Camp was unable to be held in Sydney and Canberra as per previous years. We were very fortunate in being able to organise a camp to Pinjarra in the same scheduled week. The students and parents were very appreciative that we were able to organise the camp with all the challenges that the Pandemic created. The students had a wonderful time.

The tradition of camp, which has been lost in many public schools, is very much a part of the Falls Road culture and the camp was a memorable experience for all students. The experience provided extended opportunities for leadership, independence and personal growth.

Our students were brilliant Ambassadors for our school receiving compliments on their behaviour and courteous manner.

School Profile

SCHOOL STAFF

Falls Road Primary has very experienced teaching staff. We have 19 teachers, 11 full time and 8 part-time and 2 administrators. We have 5 teachers from the School of Instrumental Music (SIMS) visit our school to teach students Clarinet, Flute, Brass, Violin and Guitar. We also employ a School Psychologist to support our staff and students.

There were 21 non-teaching staff positions including a Manager of Corporate Services, School Officer, 11 Education Assistants, 1 Library Officer, 1 Gardener /Handyperson and 3 Cleaners.

STAFF RETENTION

Total teaching and Admin staff - 2021	21
Teaching staff retained from previous year	21
Staff Retention Rate	100%

TEACHER QUALIFICATIONS

All teaching staff meet the professional requirements to teach in Western Australian schools and all are registered with the Western Australian College of Teaching.

All staff have a current Working with Children clearance. These requirements to work with children are checked on an ongoing basis.

Staff Professional Development

Throughout 2021 staff attended various professional development activities:

- Within scheduled school development days
- During school time when staff are released from their duties
- Outside of school time when we employ relief staff to facilitate their attendance

The school amount acquitted for teachers was \$14,183 and non-teaching was \$584.

Overall expenditure was \$14,767

School Survey Data

There was no survey conducted in 2021. Next Bi-annual survey will be in 2022.

Building and Grounds

Work has continued around the school. A new Administration extension was completed in 2021.

Budget and Finance

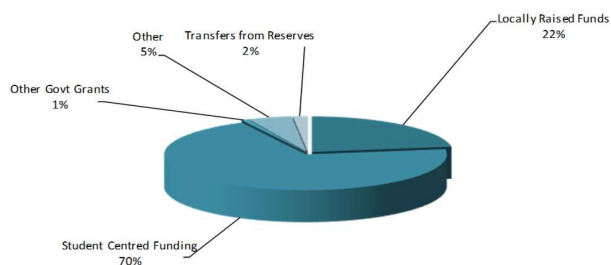
The Finance Committee meets to set and then regularly review the Annual Budget. The School Board endorses the budget, reflecting the focus areas of the school to meet the needs of the students.



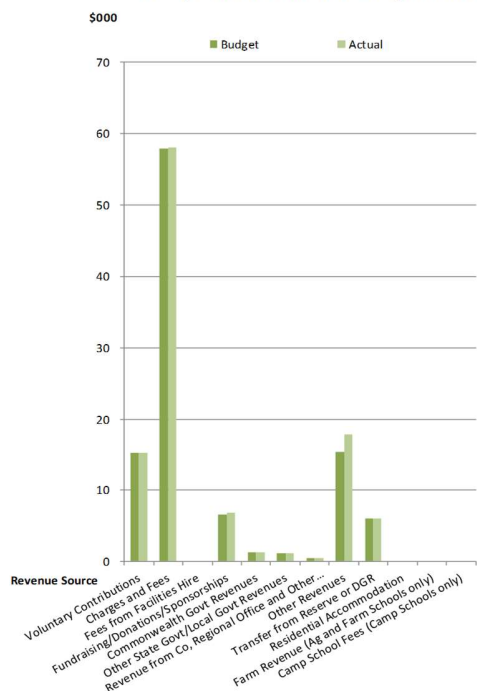
Falls Road Primary School
Financial Summary as at
Enter date. For example 31/12/2021

	Revenue - Cash & Salary Allocation	Budget	Actual
1	Voluntary Contributions	\$ 15,128.20	\$ 15,170.20
2	Charges and Fees	\$ 57,840.49	\$ 57,972.49
3	Fees from Facilities Hire	\$ -	\$ -
4	Fundraising/Donations/Sponsorships	\$ 6,541.01	\$ 6,815.01
5	Commonwealth Govt Revenues	\$ 1,205.74	\$ 1,205.74
6	Other State Govt/Local Govt Revenues	\$ 1,100.00	\$ 1,100.00
7	Revenue from Co, Regional Office and Other Schools	\$ 480.00	\$ 480.00
8	Other Revenues	\$ 15,276.11	\$ 17,707.78
9	Transfer from Reserve or DGR	\$ 5,998.18	\$ 5,998.18
10	Residential Accommodation	\$ -	\$ -
11	Farm Revenue (Ag and Farm Schools only)	\$ -	\$ -
12	Camp School Fees (Camp Schools only)	\$ -	\$ -
	Total Locally Raised Funds	\$ 103,569.73	\$ 106,449.40
	Opening Balance	\$ 40,337.87	\$ 40,337.87
	Student Centred Funding	\$ 246,875.00	\$ 246,875.00
	Total Cash Funds Available	\$ 390,782.60	\$ 393,662.27
	Total Salary Allocation	\$ -	\$ -
	Total Funds Available	\$ 390,782.60	\$ 393,662.27

Current Year Actual Cash Sources

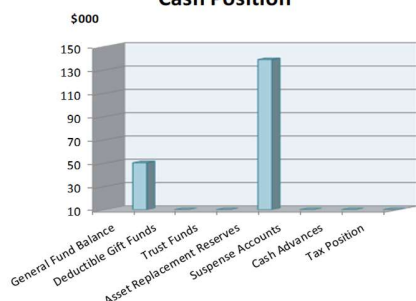


Locally Generated Revenue - Budget vs Actual

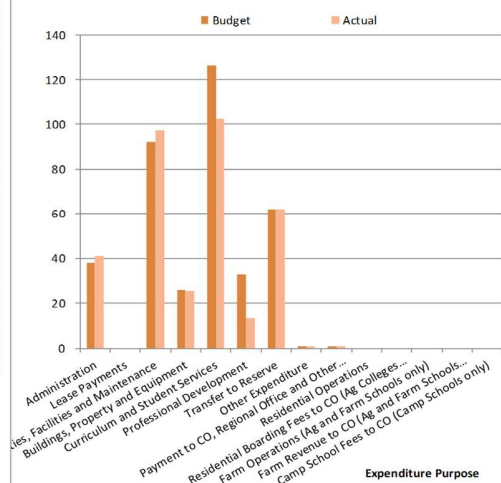


	Expenditure - Cash and Salary	Budget	Actual
1	Administration	\$ 37,875.85	\$ 40,851.48
2	Lease Payments	\$ -	\$ -
3	Utilities, Facilities and Maintenance	\$ 92,193.53	\$ 97,290.44
4	Buildings, Property and Equipment	\$ 25,680.00	\$ 25,488.37
5	Curriculum and Student Services	\$ 126,320.20	\$ 102,568.00
6	Professional Development	\$ 32,573.34	\$ 13,433.53
7	Transfer to Reserve	\$ 62,000.00	\$ 62,000.00
8	Other Expenditure	\$ 831.36	\$ 773.73
9	Payment to CO, Regional Office and Other Schools	\$ 1,000.00	\$ 941.82
10	Residential Operations	\$ -	\$ -
11	Residential Boarding Fees to CO (Ag Colleges only)	\$ -	\$ -
12	Farm Operations (Ag and Farm Schools only)	\$ -	\$ -
13	Farm Revenue to CO (Ag and Farm Schools only)	\$ -	\$ -
14	Camp School Fees to CO (Camp Schools only)	\$ -	\$ -
	Total Goods and Services Expenditure	\$ 378,474.28	\$ 343,347.37
	Total Forecast Salary Expenditure	\$ -	\$ -
	Total Expenditure	\$ 378,474.28	\$ 343,347.37
	Cash Budget Variance	\$ 12,308.32	

Cash Position



Goods and Services Expenditure - Budget vs Actual



Cash Position as at:	
Bank Balance	\$ 191,699.60
Made up of:	
1 General Fund Balance	\$ 50,314.90
2 Deductible Gift Funds	\$ -
3 Trust Funds	\$ -
4 Asset Replacement Reserves	\$ 138,871.05
5 Suspense Accounts	\$ 6,691.65
6 Cash Advances	\$ -
7 Tax Position	\$ (4,178.00)
Total Bank Balance	\$ 191,699.60

The Arts

Successful Outcomes

- Combined Schools Concert at Lesmurdie SHS performance in conjunction with Walliston and Pickering Brook PS
- Combined Schools tour to each other's schools singing songs in Noongah Language and English
- Carols by Candlelight
- After school Violin Program for Year 2 – 6
- Instrumental Music School Services (IMMS) program
- School Art Exhibition in the Moonlight Hall
- Art display in the front office and in the Principal's office
- Pre Primary – Year 6 dance program

Future Directions

- Continue to employ a Music Specialist to support the School Choir performances at
- Assembly performances
- In the community ie Performance at STIRK Fest and Villa Maria
- Performance at Moonlight Markets
- Carols by Candlelight on alternate years to Moonlight Markets
- Continue with dancing Years PP - 6
- Continue with Instrumental Music School Services (IMMS) programs, Flute, Clarinet, Guitar and Violin
- Display of Art work on Parent Night.

Health and Physical Education

Successful Outcomes

- Sunsmart School Accreditation
- Asthma Friendly School Accreditation
- Waste Wise School Accreditation
- High levels of play in the playground areas
- In-Term swimming lessons Years PP – 6
- School and Interschool carnivals – swimming, cross-country and athletics
- Pre Primary – Year 6 Dance program
- Eagles and Fever Cup for Year 5 and Year 6 students
- Cricket Carnival for Year 6 students
- Soccer and Netball Carnival for Year 4 and 5 students

Future Directions

- Collect data in Term Four to assess progress. Data from 2021 indicates that students are maintaining the high levels of Fundamental Movement Skills and we will maintain a focus on Skills for Physical Activity to ensure our students are as healthy as possible
- Continue with Waste Wise Program implemented in 2016
- 120 minutes per week for all Falls Road students with focus on the 6 major Fundamental Movement Skills in particular, catching, throwing and sprinting
- Specialist and Deputy to teach skills
- Continue with “No Hat No Play” policy
- Maintain current programs – swimming, dance, carnivals, winter sports etc

English

Successful Outcomes

- Implemented Warm Ups as part of a focus on Explicit Teaching and the use of the Gradual Release Model
- Utilise the developed English Scope and Sequence to ensure no gaps and to improve transitioning of students
- Developed a consistent set of definitions from K to Year 6
- Implemented formal moderation on a structured timeline across similar year levels using Brightpaths
- Continued to use Talk for Writing to support Seven Steps for Writing across Kindy to Year 6
- Continued the Literacy Pro Independent Reading program for students from Year 3 to Year 6
- Continued the Diana Rigg program across K to Year 2
- Continued the Direct Instruction Intensive Reading Recovery program
- Kindergarten students screened in Kindy and intervention program implemented in Term 2
- Increased use of Individual Education Plans for students at educational risk

Future Directions

- Continue Warm Ups as part of a focus on Explicit Teaching
- Continue to use Brightpaths Moderation to assess, plan teach and moderate writing
- Use Level 3 teachers to support staff to use PAT Reading Comprehension, Brightpaths and interpretation of data
- Continue to expand use of “Data Hub Program” to support Teachers use of collected data.
- Use Data Hub tracking data to identify areas of strength and weakness, formation of groups to direct planning, teaching and learning, and identify and focus on students at educational risk for IEPs and the Intensive Reading Recovery program
- Continue the Direct Instruction Intensive Reading Recovery program
- Continue the Diana Rigg program across K to Year 2
- Reading comprehension to continue as a priority for 2022
- Spelling is a priority for 2022
- Transition Folders will continue to provide a baseline for staff to start from and compare student progress
- Use Whole School English Plan to support Teaching and Learning program
- Continue to use Talk 4 Writing and Seven Steps to Writing across the school
- Continue expansion of Literacy Pro resources for this Independent Reading Program from Year 3 to Year 6
- Literacy & Numeracy to account for 50% of classroom programme

Language Other Than English - Italian

Successful Outcomes

- LOTE taught across Years 1-6
- Successful application as part of local hub to access a Language Assistant to work alongside the teacher

Future Directions

- Promotion of the value of Italian language at assemblies, in the newsletter and school events
- Continue to access Language Assistant along with integration with Lesmurdie SHS
- Continue use of Senior Students to interact with Juniors in support of oral conversations in Italian

Technology and Enterprise

Successful Outcomes

- All students participated in the T&E program
- Runner up at the Lesmurdie Le Mans Go Kart challenge
- Purchased a range of new robotics resources to further student development in STEAM based learning
- Purchased a 3D Printer

Future Directions

- Continue to link T&E across curriculum areas
- Maintain the emphasis on the Technology processes
- Focus on integrating the Digital Technologies Curriculum across the whole school

Mathematics

Successful Outcomes

- Using the Whole School Maths Plan
- Increased budget in learning area, added to resources in alphabetical order at the rear of the Library
- Changed to the Oxford Maths Program for assessment and analysis
- Continued success with students gaining access to the Lesmurdie Extension and Acceleration Program (LEAP)

Future Directions

- Continue to use Oxford Maths Program and Resources
- Teachers used NAPLAN data to identify area of strength and to direct learning for students at educational risk
- Maths was identified to continue as a priority for 2022 – in the area of Problem Solving
- Provide motivation through strategies such as 10 Faction Points for knowing all their Tables
- Continue to use Prodigy Maths resources across the whole school
- Ensure Literacy & Numeracy account for 50% of classroom program as demonstrated through teacher timetables
- Continue to use the mandated Curriculum for Mathematics
- Organise Paul Swan PD for 2021 due to being cancelled in 2020 because of COVID

Science

Successful Outcomes

- Teacher with a Specialist Science background supported staff in delivery of Science Curriculum
- Continue to use Primary Connections as the basis of the curriculum
- Continued success with students to Lesmurdie Extension and Acceleration Program (LEAP)
- Participated in the Showcase at Kalamunda SHS as part of the Bibbulmun STEM Network Coding challenge
- Active participation in the Bibbulmun STEM Network with staff, sharing ideas on T&L across schools.

Future Directions

- Utilise staff with Science Curricula Expertise to enhance and expand Science across the school
- Continue to integrate Coding as a focus within Science and Technology
- Integrating use of Primary Connections and Inquisitive Resources to forward plan planning to facilitate the delivery of the Curriculum
- Science incorporated in curriculum planning by class teachers
- Continue to purchase science resources and house in the STEM Room for ease of access by all

History

Successful Outcomes

- Purchased resources to support the implementation of the History Curriculum

Future Directions

- Use Inquisitive to support the teaching of Humanities and Social Sciences (HASS) Curriculum
- Explore surrounding environment for school based project
- Continue to involve children in ANZAC ceremony and other important days, ie Remembrance Day
- Continue to support Sharing a Hills Christmas

Geography

Successful Outcomes

- Purchased resources to support the implementation of the Geography Curriculum

Future Directions

- Use Inquisitive to support the teaching of Humanities and Social Sciences (HASS) Curriculum
- Explore surrounding environment for school based project

Business Plan - Achievement Targets

The following information was presented to the School Board. It provides a summary of the progress against the Targets in our 2020 – 2022 Business Plan.

There was no NAPLAN in 2020

TARGET 1				
95% of the Year 3 and Year 5 Stable Cohort to achieve the NAPLAN National Benchmark				
	Numeracy	Reading	Writing	
Yr3	100%	98%	100%	2021
	100%	98%	100%	2019
	100%	95%	98%	2018
Yr 5	98%	98%	100%	2021
	98%	95%	93%	2019
	100%	100%	98%	2018

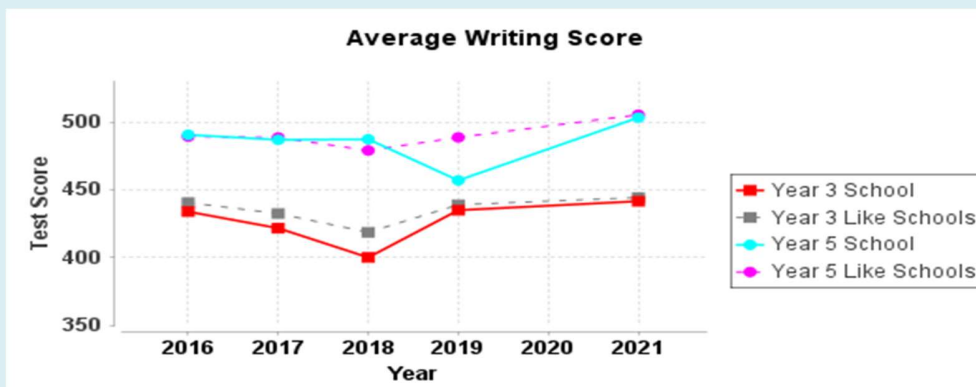
TARGET 2						
The average improvement of the Year 4 and Year 6 stable cohort to exceed the predicted gain in off year NAPLAN Tests in Numeracy, Reading and Writing (No NAPLAN testing done in 2020) Compared against Australian average for Year 4 and Year 6						
		Numeracy	Reading	Writing		
Yr 4	Predicted Aust. Average	452	469	441	2021	
	Average Score Achieved	463	503	464		
	Above Aust Average	11	34	23		
Yr 6	Year 3 Average	373	409	400	2021	
	Year 6 Average Achievement	519	539	516		
	Improvement (3 years)	146 (ave - 49)	130 (ave - 44)	116 (ave - 39)		

TARGET 3

Develop an Upward trend in NAPLAN Writing results from Year 3 to Year 5

NAPLAN Writing Score in Year 3 and Year 5 in 2017 and 2018 for comparison

	2018	2019	2020	2021
Year 3 Score	400	435		435
Improvement	57	35		68
Year 5 Score	491	457		503



Achieved the Target.

TARGET 4

70% of Stable Cohort to achieve a score of 50% or better on end of year MTS in 2021

	2017	2018	2019	2020	2021	
PP	79%	90%	87%	90%	100%	Exceeded target
Yr 1	89%	81%	86%	97%	100%	Exceeded target
Yr 2	72%	94%	63%	83%	97%	Exceeded target
Yr 3	74%	75%	90%	90%	76%	Exceeded target
Yr 4	64%	63%	61%	84%	80%	Exceeded target
Yr 5	62%	70%	58%	49%	70%	Met Target
Yr 6	32%	70%	83%	46%	44%	Did not meet target
All Students	67%	78%	75%	77%	79%	Exceeded target

TARGET 5				
Identified small groups of students gain the expected improvement + 20% in Reading				
In 2021 we used the Progressive Achievement Test in Reading Comprehension (PAT-R)				
		2020	2021	
		12	12	Expected = 10 and 20% = 2. Total of 12
Yr 3		18	15.4	Average Point gain is 15.4. Achieved and exceeded the Target in 2021
		9.6	9.6	Expected = 8 and 20% = 1.6. Total of 9.6
Yr 4		13	15.4	Average point gain is 15.4. Achieved and exceeded the Target in 2021
		7.2	7.2	Expected = 6 and 20% = 1.2. Total of 7.2
Yr 5		9	10	Average Point gain is 10. Achieved and exceeded the Target in 2021
All of the groups achieved the Target.				

TARGET 6			
All students to know 80% of their sight words for their year level			
		2020	2021
PP		82%	76%
		Didn't quite achieve target	
Yr 1		82%	86%
		Exceeded target	
Yr 2		87%	97%
		Exceeded target	
Yr 3		96%	91%
		Exceeded target	
Yr 4		96%	100%
		Exceeded target	
Yr 5		96%	96%
		Exceeded target	
Yr 6		96%	100%
		Exceeded target	
All Students		91%	92%
		Exceeded target	

TARGET 7									
Teacher's grades to be within one standard deviation (expressed as a %) of the WAPSM									
Semester 2, 2019	Maths			Reading			Writing		
	WAPSM	SD %	School	WAPSM	SD %	School	WAPSM	SD %	School
Year 3 (48)	73%	10%	93% (20% above)	68%	10%	78% (10% above)	58%	13%	70% (12% above)
Year 5	69%	10%	71% (2% above)	71%	10%	71% (At)	69%	10%	51% (18% below)
Semester 1, 2021	Maths			Reading			Writing		
	WAPSM	SD %	School	WAPSM	SD %	School	WAPSM	SD %	School
Year 3 (44)	71%	9%	67% (4% below)	60%	11%	74% (14% above)	44%	13%	49% (5% above)
Year 5 (48)	68%	10%	64% (4% below)	67%	9%	65% (2% below)	67%	9%	60% (7% below)
<p>The WA Public School Mean (WAPSM) is the average of the % of students where the NAPLAN result aligns with the teacher's grade allocation</p> <p>We adjusted this Target to a more realistic one which aligns with the WAPSM %.</p> <p>"Teacher's grades to be within one standard deviation (expressed as a %) of the WAPSM"</p> <p>Using this as a Target, we have achieved it in (Green) and exceeded it in (Yellow)</p>									

Target 8 relates to the National Schools Survey and this is conducted every two years. The next survey will be in 2022.

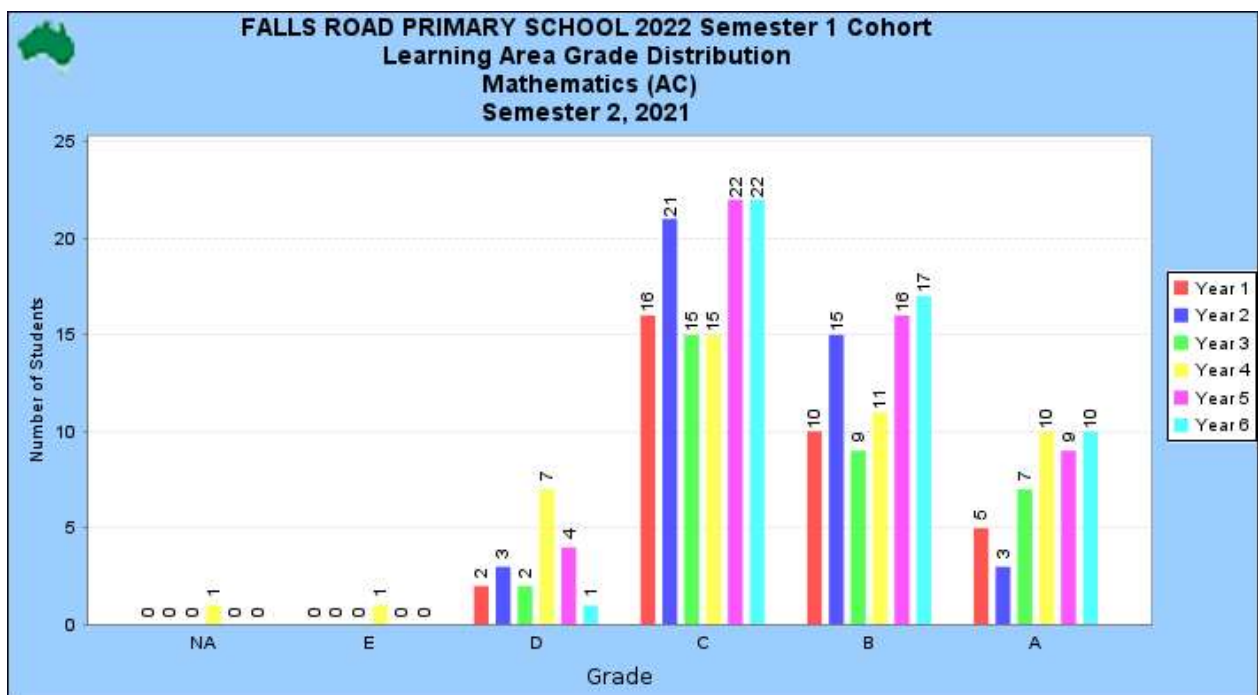
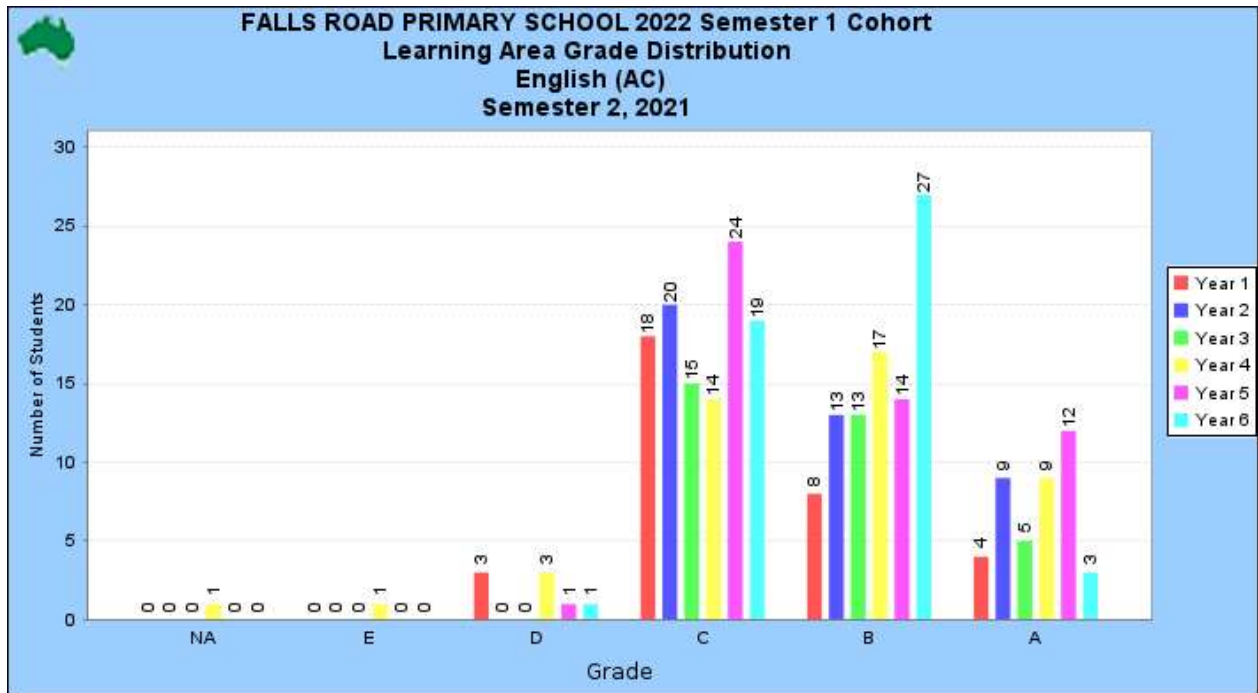
TARGET 9					
95% of students enrolled for 3 or more Terms to receive at least 2 Good Behaviour Certificates in 2020					
	2017	2018	2019	2020	2021
PP	96%	100%	100%	100%	
Yr 1	100%	94%	77%	80%	85%
Yr 2	100%	100%	98%	96%	94%
Yr 3	92%	95%	100%	96%	100%
Yr 4	83%	85%	86%	88%	86%
Yr 5	96%	93%	98%	95%	96%
Yr 6	82%	92%	93%	98%	90%
Average	93%	94%	93%	93%	92%

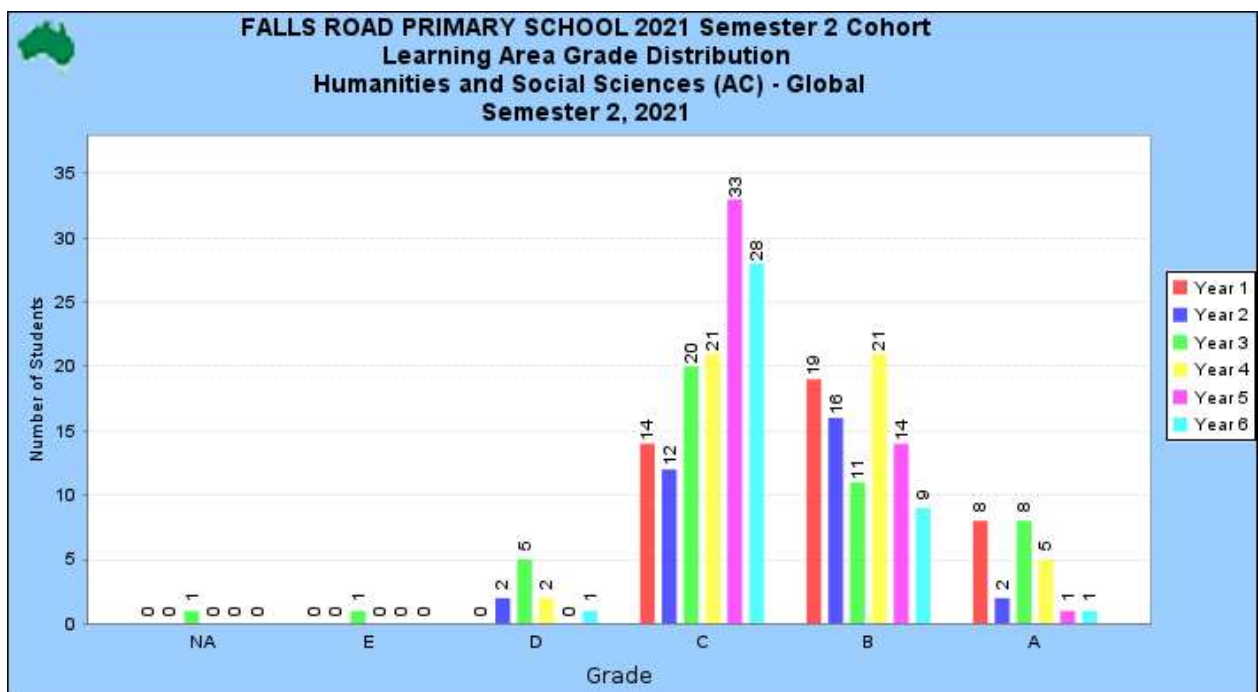
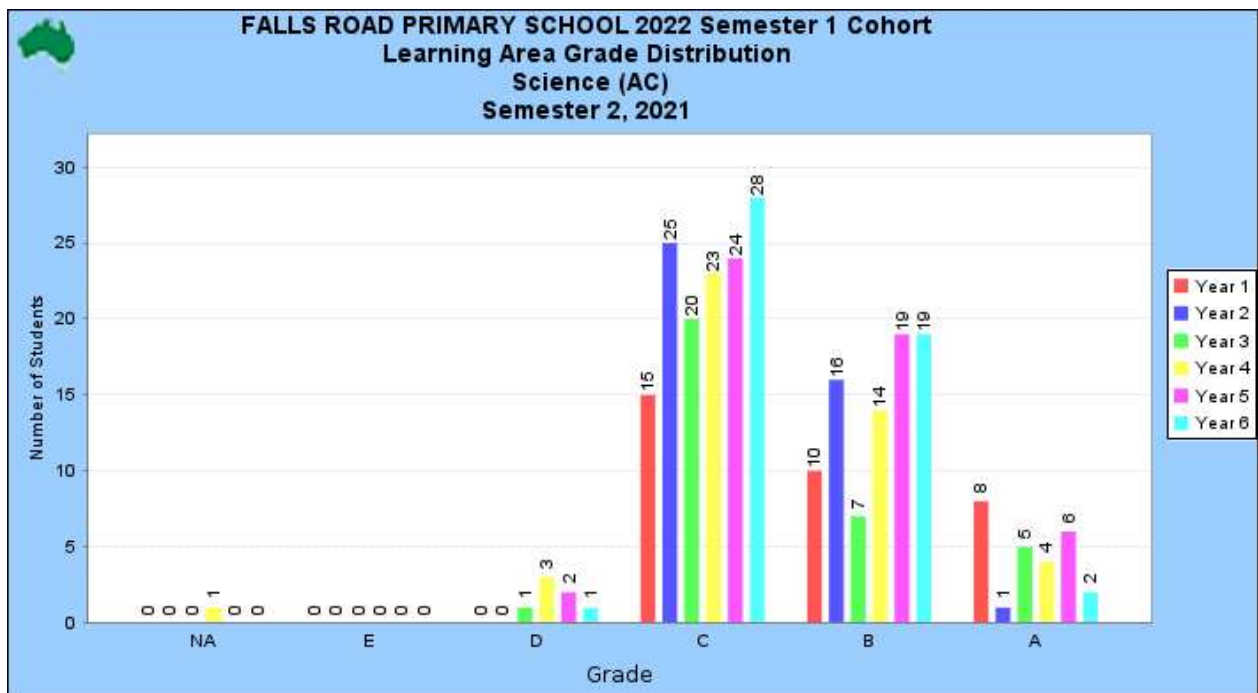
PP not participating from 2021 on

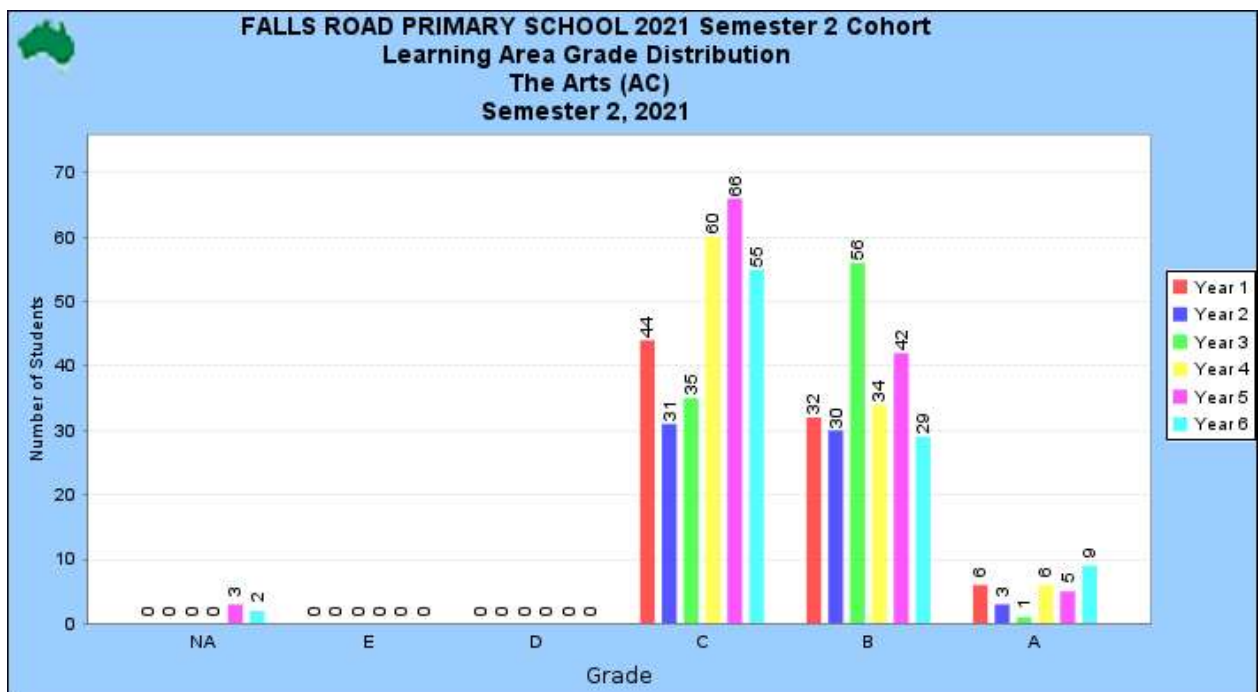
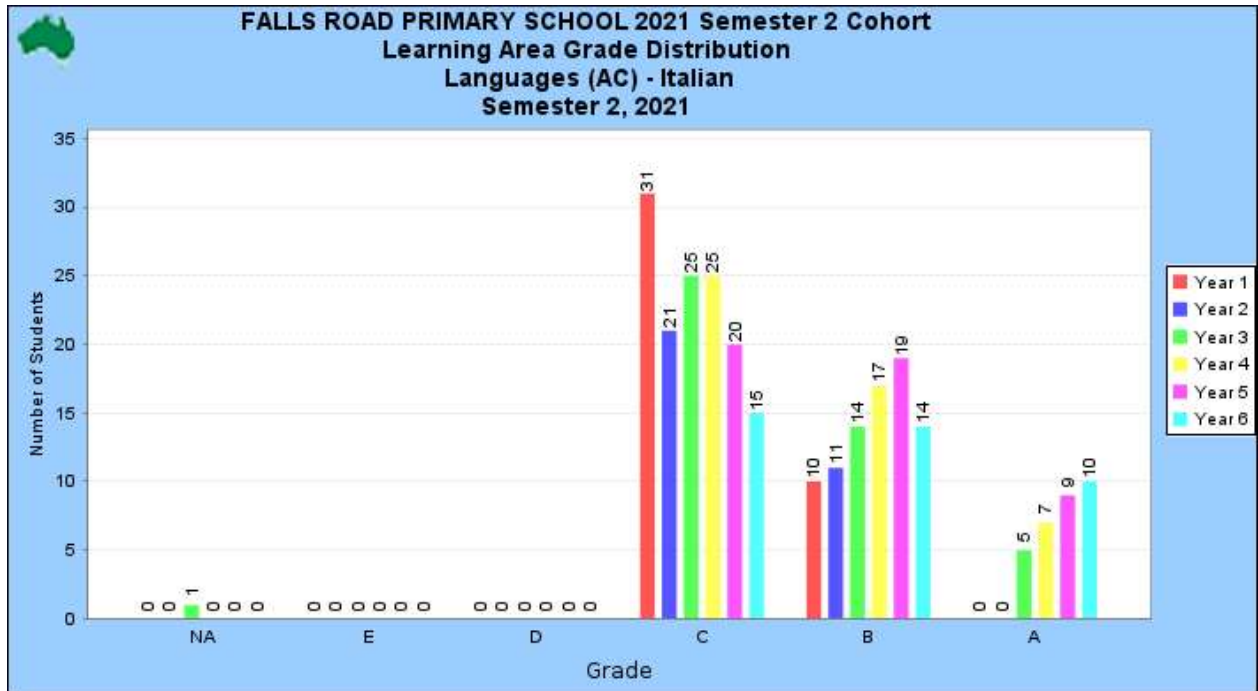
Grade allocation by Year level for Semester Two 2021

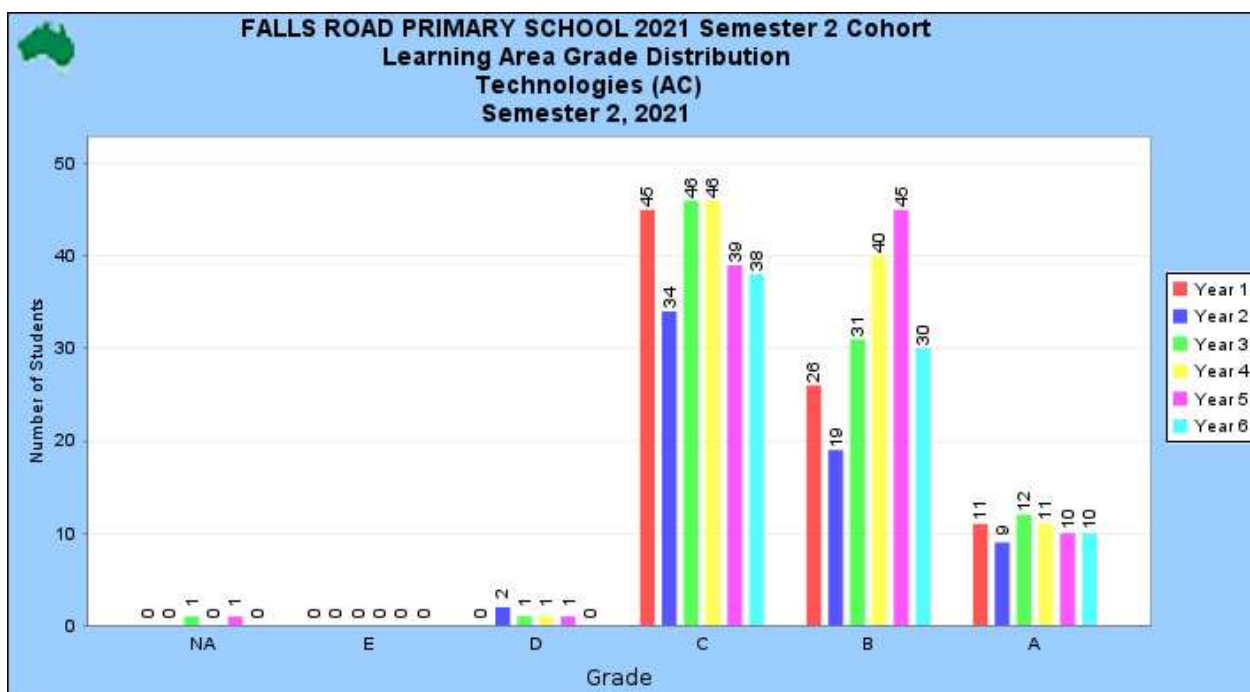
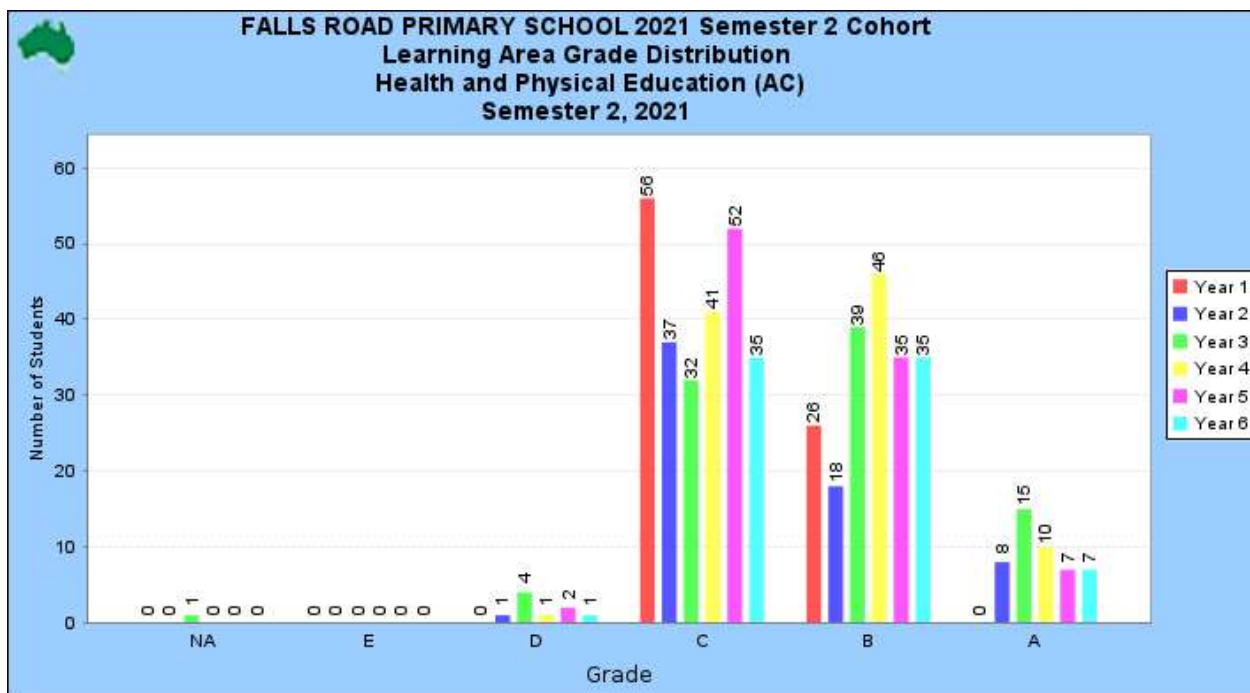
The following set of graphs show the distribution of grades allocated by teachers in Semester Two, 2021.

This provides the Board with data on student performance in areas other than the immediate foci of the business plan and enables members to maintain a critical oversight on a whole of school level."









Falls Road Primary P and C Association Report 2021

2021 was a year of transition for the Falls Road P&C. Several long-time members retired from their roles on the committee or indicated their intention to retire in 2022, as their child reached the end of their time at Falls Road. A need to decentralize the burden of P&C events from a few core volunteers was also identified and ever-changing Covid regulations continued to affect the school and the boarder community. Thus, our focus in 2021 was to priorities a smaller number of high value P&C events and encourage new families to become involved.

There were still several excellent events and fundraisers that took place during the year, including:

- Welcome Back Ice-creams
- Easter Raffle
- Mother's Day and Father's Day Stalls.
- School DISCO
- Pizza and Subway Days
- Parent Night Sausage Sizzle
- Cakes Stall and Subway Lunches at the Faction Sports Day
- Christmas Carols Event

During 2021 the P&C supported several ongoing expenditures at school including online subscriptions for all students and medals and ribbons for sports and swimming carnivals. Several spending requests from teachers to improve the student's comfort and experience at school were also fulfilled. These included a picnic table for outdoor learning, easels, floor seating, a floor rug for the music room, a STEM standing table and learning boards. The P&C also contributed to the upgrade to the junior reading room with the purchase of more decodable readers.

2021 was a relatively quiet year for the P&C as major fundraising events were avoided due to the risk of last-minute cancellations caused by Covid shut-downs. We have a focus on sharing the load and recruiting new members.

We are confident that this will be successful, as several new families have become involved and at the 2022 AGM we will be looking to fill many key roles including president, secretary, treasurer and fundraising coordinator with new members.

We have also been continually supported by others at the school and in the community, and for that support, the P&C continues to be extremely grateful. P&C meetings continue to be held twice a term on Monday evenings in Week 3 and Week 8 and new members are always welcomed warmly.

Ashley Reid

P and C President, 2021.

Board Report by Board Chair

Falls Road Primary School continued to successfully operate during the ongoing COVID 19 restrictions and challenges, which was a great reflection on the professionalism of the entire Staff team and the leadership from David Ingle and Simon Docherty. The School Board also managed to operate, fulfilling its various functions. The Falls Road Primary IPS Annual Report again provides the School Board with an opportunity to communicate its role and activities it undertook during 2021.

Ensuring that the functions of the School Board are followed and maintained, Board meetings are held during each of the four school Terms. The School Board meetings for 2021 were subsequently held on 30 March, 22 June, 14 September and 7 December 2021.

The School Board Annual General Meeting (AGM) was held on 30 March 2021 at which the election process for the various Board positions was completed. The results of this process established the members of the Board for 2021 and comprised of:

- Staff Representatives: David Ingle, Simon Docherty, Erin Burns (Minute Secretary)
- Parent Representatives: Catherine Beck, Liam Lynch and Vanessa Rando
- Community Representatives: Iain Thin (Chair)

I would like to take this opportunity to thank Emma Stone (Community Representative) and Catherine Beck (Parent Representative) who both stepped down from the Board. Their respective time associated with the School Board was extremely valuable and dedicated, with their combined inputs and contributions very much appreciated over their years of service.

The School Board reviewed and discussed the School finances at each of the four Board meetings during 2021, with the financial position presented by David and Simon through the Comparative and One Line Budgets. Again, the School continued to operate in a financially sound and healthy position, a position that has been consistently maintained over many years. This is a significant achievement, particularly during the financial challenges that COVID 19 presented. The School Board certainly appreciates and acknowledges the immense work that goes into the effective management of the budgets through the dedication by Brenda Martin, David and Simon. Their diligent work allows the School to maintain and continue with the various ongoing School Programs that continue to benefit the children.

The 2020-2022 Business Plan was progressively reviewed by the School Board during 2021. This Business Plan is a key foundation for aligning the available resources for the School to provide the required guidance for improved student outcomes through enhanced teaching and learning.

The status of the working Operational Plans for 2021 were also presented and discussed during each Board meeting throughout the year. As with previous Operational Plans, the Board were pleased to see that the school performed well, progressively working through the various Strategies in the different curriculum areas of the Operational Plan.

The Board has maintained the rigorous requirements and expectations of a School Board, working efficiently together as a group performing its governance role in a professional and effective manner. My sincere thanks goes to the members of the Board for their support, commitment and contributions throughout a difficult year.

Conclusion

The 2021 Annual Report presents information to the Falls Road school community about many aspects of our school operation and includes information on collected data, analysis and recommendations.

We are very pleased with the many areas of success and achievement throughout 2021 and how we managed the disruptions from COVID and maintained a focus on the students and their learning. We believe 2022 will be another fantastic year at Falls Road Primary School. We will continue to identify and focus on areas which need improvement, celebrate our successes and move forward positively.

We welcome any feedback that will assist in the further development of Falls Road Primary Independent Public School.

David Ingle
Principal 2021

